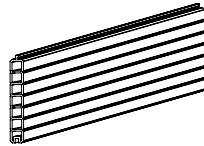


# EFFECTIVE

Important points for assembly

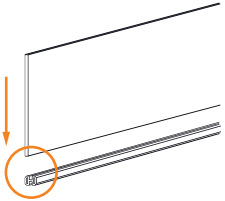


## 'EFFECTIVE' WPC privacy shield

Height ca. 180 cm  
Width ca. 174 cm

Surface set with WPC slats and lower strip of zinc-plated steel

### Window modules



ca. 195 cm

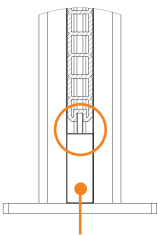
exakt 178 cm

ca. 245 cm

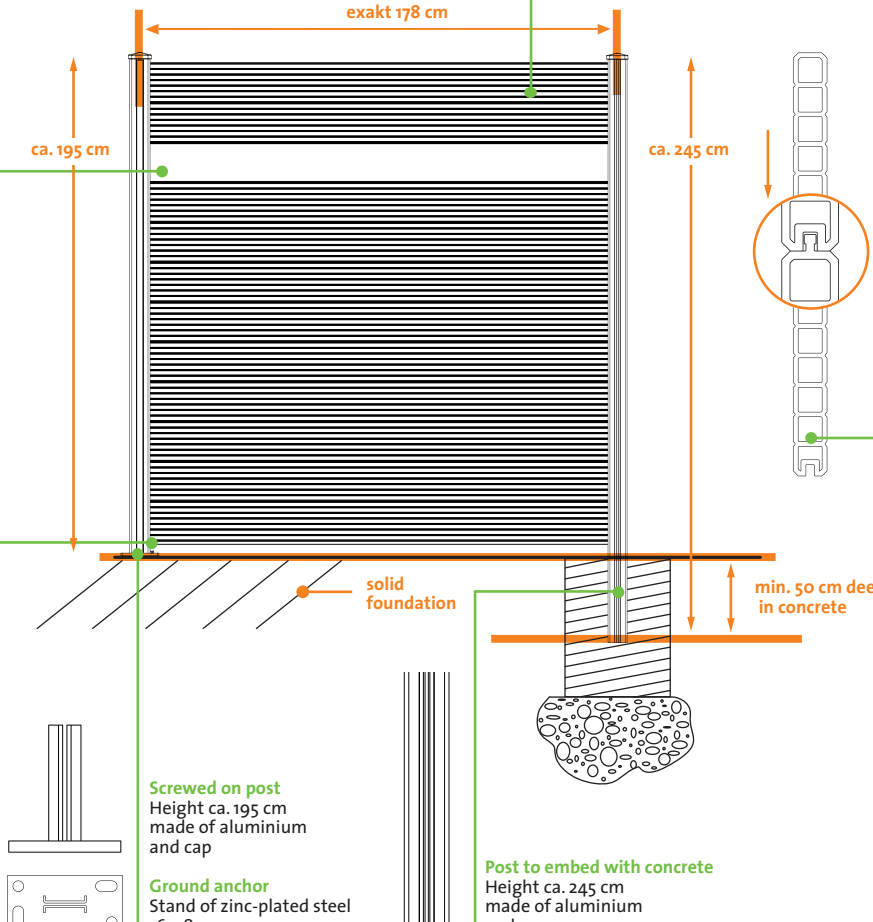
### WPC-Lamellen

- Slot and key joint
- the groove is always upwards
- border profile without a groove

### Lower strip of zinc-plated steel



Cut a piece of cover profile (within the delivery scope with 15 cm) with the desired gap to the ground and push it from the top into the post.



solid foundation

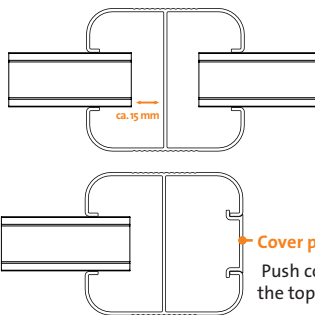
min. 50 cm deep in concrete

Screwed on post  
Height ca. 195 cm  
made of aluminium and cap

Post to embed with concrete  
Height ca. 245 cm  
made of aluminium and cap

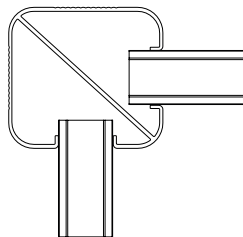
Ground anchor  
Stand of zinc-plated steel  
16 x 8 x 40 cm

### Base post Effective

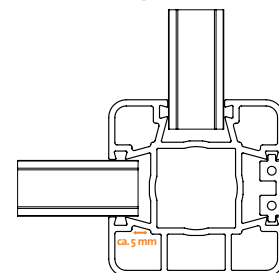


Cover profile  
Push cover profile from the top into the post

### Corner post Effective



### Corner formation with corner post Felxible



Cover profile  
Push cover profile from the top into the post

A complete set-up regulation can be found on the Internet under [www.naturinform.com](http://www.naturinform.com)!



**MADE in GERMANY**

**NATUR inFORM**

NATURinFORM GmbH  
Flurstraße 7  
D-96257 Redwitz a. d. Rodach  
Tel +49 (0) 9574 65473-0  
Fax +49 (0) 9574 65473-20  
info@naturinform.com  
www.naturinform.com

